



WWW.SEALSPRAYFOAM.COM

5717 Salmen Street New Orleans, LA 70123 USA
Tel: 504-734-1315

The attached test report applies to Seal Spray Foam Part # SEALFB1

SEAL SPRAY FOAM FIRE TEST REPORT

SCOPE OF WORK

ASTM E84-17a TESTING ON SEAL SPRAY FOAM FLAME, SMOKE, AND SOUND BLOCK FOAM

(This report has been updated for Seal Spray Foam products. Seal Spray Foam products are private labeled by Foam Sealant Technologies)

REPORT NUMBER

103365686SAT-001

TEST DATE(S)

2/16/18

ISSUE DATE

2/20/18

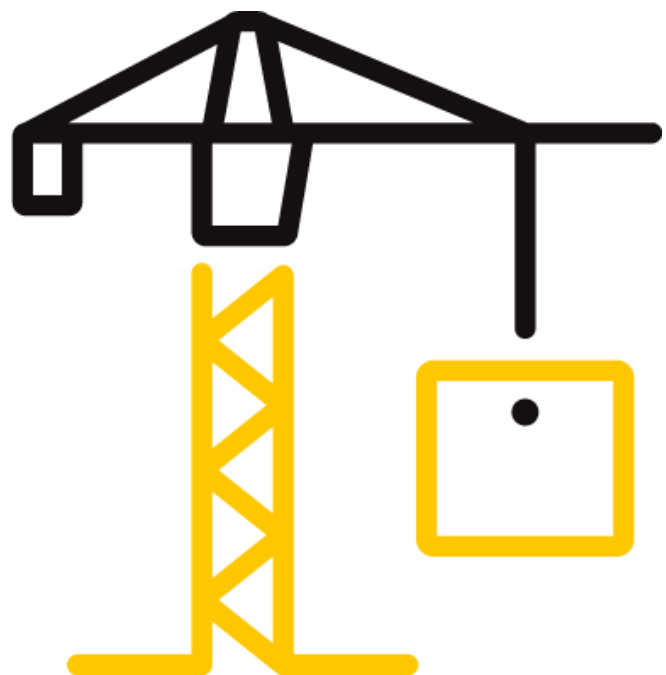
PAGES

10

DOCUMENT CONTROL NUMBER

RT-R-AMER-Test-2780 (10/18/17)

© 2017 INTERTEK



TEST REPORT FOR SEAL SPRAY FOAM

Report No.: 103365686SAT-001

Date: 2/20/18

REPORT ISSUED TO

Seal Spray Foam

5717 Salmen Street

New Orleans, LA 70123

SECTION 1

SCOPE

Intertek Building & Construction (B&C) was contracted by Seal Spray Foam, 5717 Salmen Street New Orleans, LA 70123, to evaluate the flame spread and smoke developed properties of Seal Spray Foam Flame, Smoke, and Sound Block Foam. Testing was conducted at the Intertek B&C test facility in Elmendorf, Texas. Results obtained are tested values and were secured by using the designated test method(s). A summary of test results and the complete graphical test data is reported herein.

This report does not constitute performance certification of this product nor an opinion or endorsement by this laboratory.

SECTION 2

SUMMARY OF TEST RESULTS

Specimen I.D.: Seal Spray Foam Flame, Smoke, and Sound Block Foam

ASTM E84-17a Test Results

FLAME SPREAD INDEX	SMOKE DEVELOPED INDEX
5	15

For INTERTEK B&C:

COMPLETED BY:	Joseph Martinez	REVIEWED BY:	Servando Romo
TITLE:	Technician	TITLE:	Project Engineer
SIGNATURE:		SIGNATURE:	
DATE:	2/20/18	DATE:	2/23/18

This report is for the exclusive use of Intertek's Client and is provided pursuant to the agreement between Intertek and its Client. Intertek's responsibility and liability are limited to the terms and conditions of the agreement. Intertek assumes no liability to any party, other than to the Client in accordance with the agreement, for any loss, expense or damage occasioned by the use of this report. Only the Client is authorized to permit copying or distribution of this report and then only in its entirety. Any use of the Intertek name or one of its marks for the sale or advertisement of the tested material, product or service must first be approved in writing by Intertek. The observations and test results in this report are relevant only to the sample(s) tested. This report by itself does not imply that the material, product, or service is or has ever been under an Intertek certification program.

TEST REPORT FOR SEAL SPRAY FOAM

Report No.: 103365686SAT-001

Date: 2/20/18

SECTION 3

TEST METHOD

The specimen was evaluated in accordance with the following:

ASTM E84-17a, *Standard Test Method for Surface Burning Characteristics of Building Materials*

SECTION 4

MATERIAL SOURCE/INSTALLATION

The test specimen was submitted to Intertek directly from the client. Samples were not independently selected for testing. Intertek has not verified the composition, manufacturing techniques or quality assurance procedures. The specimen, identified as Seal Spray Foam Flame, Smoke, and Sound Block Foam, was received in good order at the Evaluation Center on 2/12/18.

SECTION 5

LIST OF OBSERVERS

NAME	COMPANY
John Nicholas	Perceptive Solutions, LLC
Joseph Martinez	Intertek B&C
Samuel Barron	Intertek B&C

SECTION 6

TEST PROCEDURE

This report describes the results of testing conducted in accordance with ASTM E84-17a; Standard Test Method for Surface Burning Characteristics of Building Materials. The test method is for comparative surface burning behavior of building materials by determining a flame spread index (FSI) and a smoke developed index (SDI). This test is generally applicable to exposed surfaces, such as finish materials for ceilings or walls, provided that the material or assembly of materials, by its own structural quality or the manner in which it is tested and intended for use, is capable of supporting itself in position or being supported during the test period.

“The use of supporting materials on the underside of the test specimen may lower the flame spread index from that which might be obtained if the specimen could be tested without such support. This method may not be appropriate for obtaining comparative surface burning behavior of some cellular plastic materials. Testing of materials that melt, drip, or delaminate to such a degree that the continuity of the flame front is destroyed, results in low flame spread

TEST REPORT FOR SEAL SPRAY FOAM

Report No.: 103365686SAT-001

Date: 2/20/18

indices that do not relate directly to indices obtained by testing materials that remain in place.” – ASTM E84-17a Section 1.3

The purpose of the method is to determine the relative burning behaviour of the material by observing the flame spread along the specimen. Flame spread and smoke density developed are reported, however, there is not necessarily a relationship between these two measurements.

TEST PROCEDURE

It is the expressed intent of the test method to provide only comparative measurements of surface flame spread and smoke density of the tested material against measurements for select grade red oak flooring and fiber-cement board when tested under specific fire exposure conditions. The test method exposes a nominal 24-ft (7.32-m) long by 20-in. (508-mm) wide test specimen to a controlled air flow and flaming fire exposure adjusted to produce a specific flame spread distance vs time calibration using select grade red oak flooring.

The test method does not provide information regarding heat transmission through the tested surface, the effect of aggravated flame spread behavior resulting from the proximity of combustible walls and ceilings, or the classification or definition of materials as noncombustible using flame spread index alone.

This standard should be used to measure and describe the properties of materials, products, or assemblies in response to heat and flame under controlled laboratory conditions and should not be used to describe or appraise the fire hazard or fire risk of materials, products, or assemblies under actual fire conditions. However, results of this test may be used as elements of a fire risk assessment which takes into account all of the factors which are pertinent to an assessment of the fire hazard of a particular end use.

The polyurethane foam sealant samples were tested per ASTM E84. Sealants are typically applied as follows according to ASTM E2690: “Specimens shall consist of two 24.5 ± 0.5 ft. (7.47 ± 0.15 m) long beads or strips of sealant or caulk installed 8 in. (203.2 mm) on center down the center of the tunnel. The beads or strips shall be at the maximum width or diameter recommended for use by the manufacturer, but shall not be less than 3/8 in. (9.5 mm). The specimens shall be centered so that they align on the center line of the burner nozzles.” The result of this application method is the percent of the exposed test sample area equaling 8.3% for 3/4 in. beads. Foam Sealant Technology wanted to increase the percent of the exposed test sample area. Foam Sealant Technology applied and tested three 3/4 in. beads 5 in. OC covering 12.5 percent of the exposed test sample area applied to inorganic reinforced cement board. While the outer sealant beads were not on the center line of the burner nozzles, they were fully contained in the burner nozzle area.

There were no deviations from the requirements prescribed in ASTM E84-17a.

TEST REPORT FOR SEAL SPRAY FOAM

Report No.: 103365686SAT-001

Date: 2/20/18

SECTION 6

TEST SPECIMEN DESCRIPTION

MANUFACTURER*	Seal Spray Foam
SPECIMEN DESCRIPTION*	A single component, self-expanding polyurethane foam sealant that has an orange tint.
CONDITIONING TIME	4 days
SPECIMEN LENGTH	24 ft.
SPECIMEN WIDTH	0.75 in. (Three 0.75 in. wide beads)
THICKNESS	0.38 in.
TOTAL WEIGHT	75 lbs. (Foam sealant & substrate)
COLOR	Orange
ADHESIVE/COVERAGE RATE	Three 3/4 in. beads 5 in. on center
SIDE TO FLAME*	Foam Side.
SUPPORT USED*	Self
MOUNTING METHOD	ASTM E2690
SUBSTRATE USED*	1/4 in. thick cement board
CEMENT BOARD	1/4 in. thick fiber cement board was placed on top of the sample.

*From the client's material description and/or instructions

Note: Specimens were conditioned as per the requirements of Section 6.4 of ASTM E84-17a.

TEST REPORT FOR SEAL SPRAY FOAM

Report No.: 103365686SAT-001

Date: 2/20/18

SECTION 7

TEST RESULTS

TEST RESULTS	
Test Date	2/16/18
Test Operator	Joseph Martinez
Flame Spread Index (FSI)	5
Smoke Developed Index (SDI)	15
Red Oak Calibration (% * Min)	71.0

TEST DATA	
FSI (unrounded)	4.0
SDI (unrounded)	13.94
FS * Time Area (Ft * Min)	7.7
Smoke Area (% * Min)	9.9
Total Fuel Burned (Cubic Ft.)	44.36
Max Flame Front Advance (Ft.)	0.8
Time to Max Flame Front (sec)	10
Max Temp At Exposed T/C (°F)	561
Time To Max Temp (sec)	581

TEST OBSERVATIONS	
Ignition Time	0:04
Observations After the Test:	
0 – 4 ft.	The foam was consumed.
4 – 6 ft.	The foam was heavily charred.
6 – 8 ft.	The foam was lightly charred.
8 – 13 ft.	The foam was heavily discolored.
13 – 24 ft.	The foam was lightly discolored.

TEST REPORT FOR SEAL SPRAY FOAM

Report No.: 103365686SAT-001

Date: 2/20/18

SECTION 8 PHOTOGRAPHS




Photo No. 1
Exposed Surface of the Test Specimen (Pre-test)



Photo No. 2
Unexposed Surface of the Test Specimen (Pre-test)

TEST REPORT FOR SEAL SPRAY FOAM

Report No.: 103365686SAT-001

Date: 2/20/18



Photo No. 3
Unexposed Surface of the Test Specimen (Post-test)




Photo No. 4
Exposed Surface of the Test Specimen (Post-test)

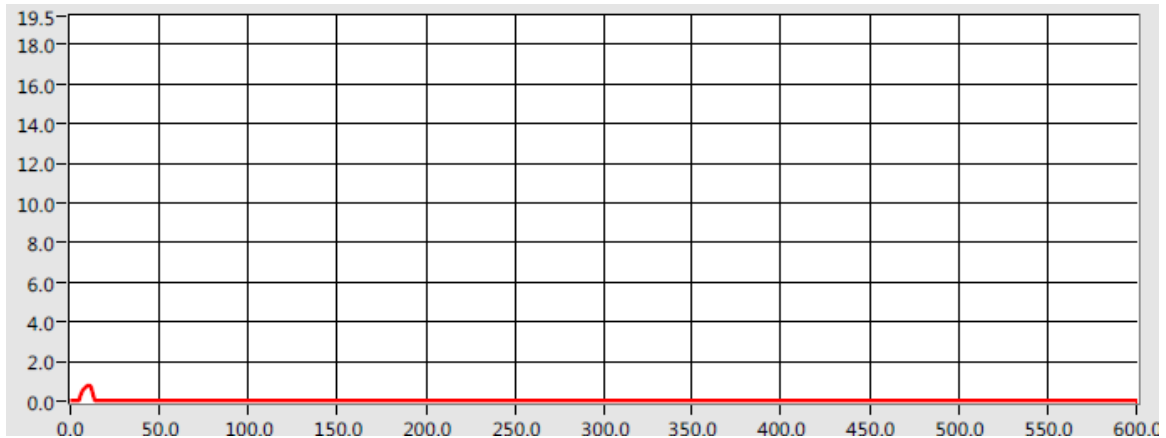
TEST REPORT FOR SEAL SPRAY FOAM

Report No.: 103365686SAT-001

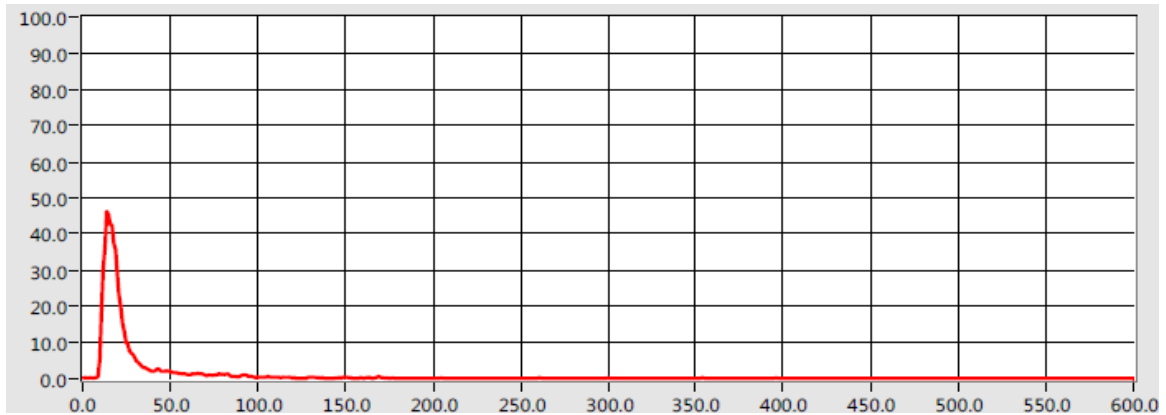
Date: 2/20/18

SECTION 10

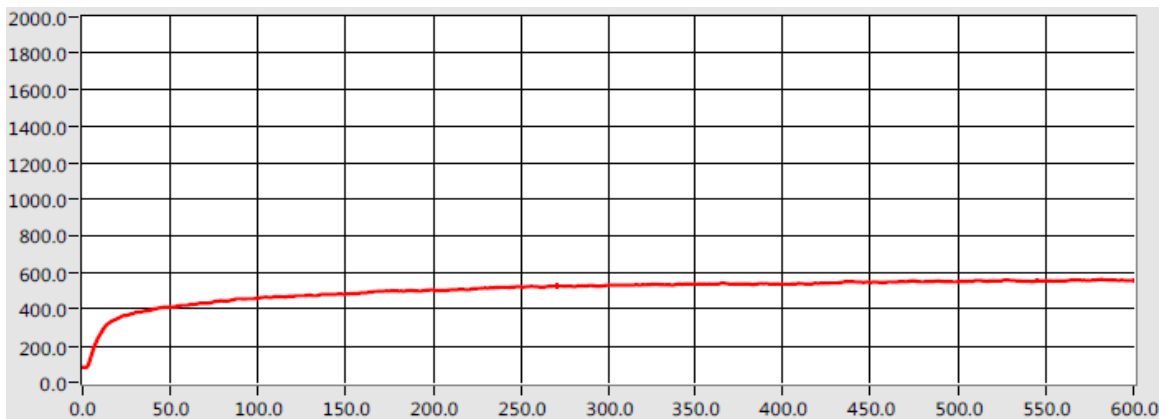
GRAPHS



Graph No. 1 - Flame Spread Distance Versus Time



Graph No. 2 - Light Obscuration Versus Time



Graph No. 3 - Tunnel Air Temperature Versus Time



Total Quality. Assured.

16015 Shady Falls
Elmendorf, Texas 78112

Telephone: 210-635-8100
Facsimile: 210-635-8101
www.intertek.com/building

TEST REPORT FOR SEAL SPRAY FOAM

Report No.: 103365686SAT-001

Date: 2/20/18

SECTION 11 REVISION LOG

REVISION #	DATE	PAGES	REVISION
0	2/20/18	10	Original Report Issue